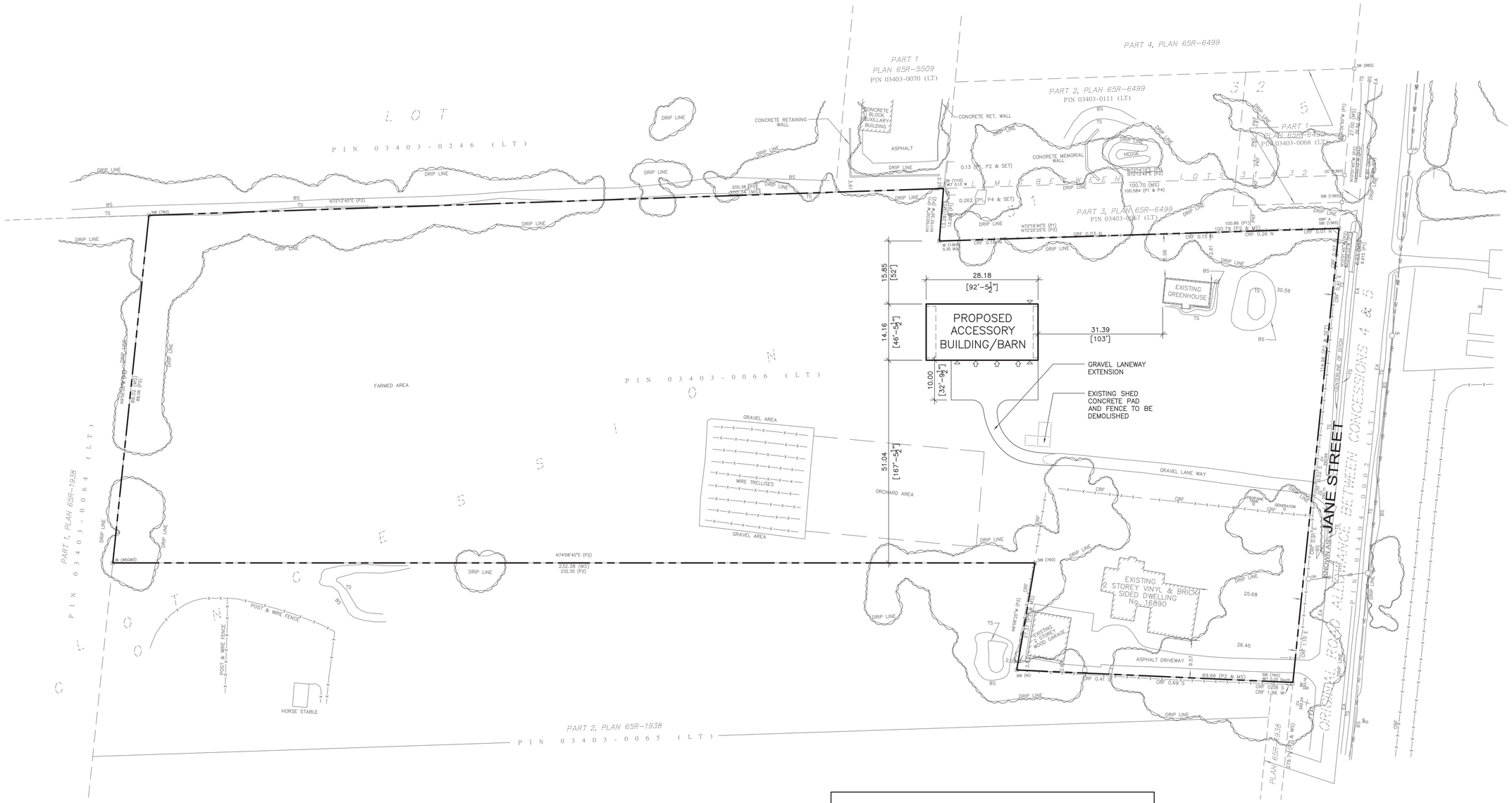

SITE SUMMARY

ZONING = ORC (OAK RIDGES MORAINE COUNTRYSIDE)
SITE AREA = 28,431 sq. m. 306,029 sq. ft (2.84 hectares)

EXISTING BUILDING AREAS

EXISTING 2 STOREY DWELLING	302 sq. m.	3,251 sq. ft
EXISTING 2 STOREY WOOD GARAGE	103 sq. m.	1,109 sq. ft
EXISTING GREEN HOUSE	77 sq. m.	829 sq. ft
EXISTING ACCESSORY BUILDING COVERAGE		0.6%

PROPOSED BUILDING AREA

PROPOSED ACCESSORY BARN	399 sq. m.	4,295 sq. ft
PROPOSED ACCESSORY BUILDING COVERAGE		2%

PROPOSED BUILDING GFA

WORKSHOP	2,760 sq. m.	2,760 sq. ft
STORAGE MEZZANINE	2,760 sq. m.	700 sq. ft
ACCESSORY DWELLING GROUND FLOOR	91 sq. m.	980 sq. ft
ACCESSORY DWELLING SECOND FLOOR	88 sq. m.	942 sq. ft

SURVEYOR'S REAL PROPERTY REPORT
PLAN OF SURVEY OF
PART OF LOT 31
CONCESSION 5
GEOGRAPHIC TOWNSHIP OF KING
REGIONAL MUNICIPALITY OF YORK
SURVEY PREPARED BY MEASEARTH INC
ONTARIO LAND SURVEYORS

SITE PLAN
SCALE 1:500
10 0 10 20 30 metres

CONTRACTOR MUST CHECK AND VERIFY ALL SITE CONDITIONS BEFORE PROCEEDING WITH THE WORK.

ALL DIMENSIONS SHOWN ON STRUCTURAL DRAWINGS MUST BE CHECKED WITH THE LATEST ISSUE OF ARCHITECTURAL DRAWINGS. ALL DISCREPANCIES MUST BE REPORTED TO THE ARCHITECT BEFORE PROCEEDING WITH THE WORK.

FOR CONSTRUCTION PURPOSES, USE ONLY THE LATEST APPROVED DRAWINGS LABELED 'ISSUED FOR CONSTRUCTION'.

DO NOT SCALE THE DRAWINGS.

NO.	REVISIONS	DATE
2	ISSUED FOR CLIENT REVIEW	MAR. 06/24
1	ISSUED FOR CLIENT REVIEW	FEB. 14/24

TO	ISSUED	DATE

PRELIMINARY

MTE
Engineers, Scientists, Surveyors
970 LAWRENCE AVE. W. SUITE 600
NORTH YORK, ON, M6A 3B6
416-489-7888 www.mte85.com

PROJECT
PROPOSED ACCESSORY BUILDING BARN
16890 JANE STREET
KING CITY, ON L7B 1A3

DRAWING
SITE PLAN

DRAWN A.C.	PROJECT NO 54766-100
CHECKED -.-.	DRAWING NO A1.1
SCALE 1:500	
PLOTTED DATE MARCH 2024	1 OF 7

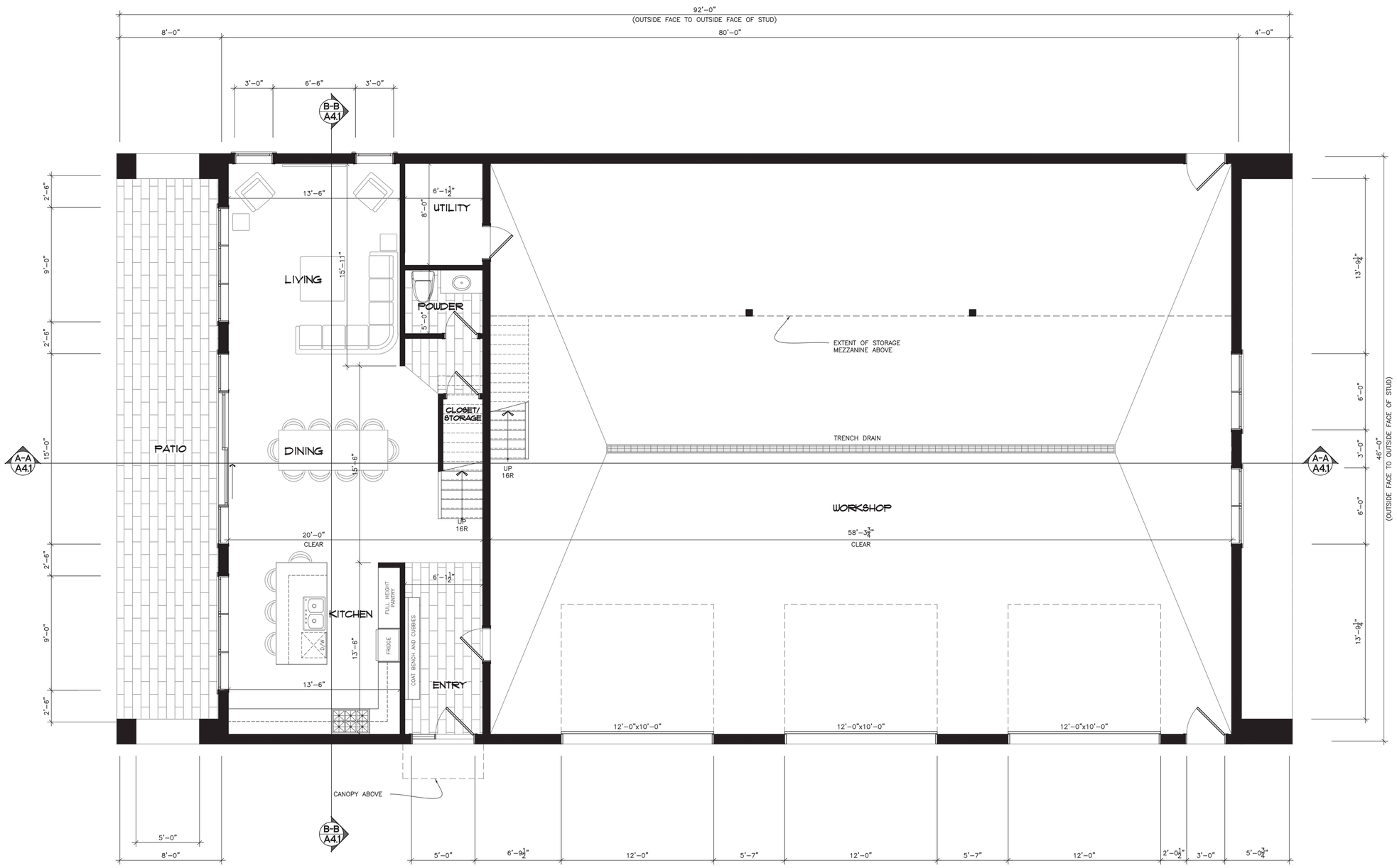

GROUND FLOOR PLAN

SCALE 1/4"=1'-0"

CONTRACTOR MUST CHECK AND VERIFY ALL SITE CONDITIONS BEFORE PROCEEDING WITH THE WORK.

ALL DIMENSIONS SHOWN ON STRUCTURAL DRAWINGS MUST BE CHECKED WITH THE LATEST ISSUE OF ARCHITECTURAL DRAWINGS. ALL DISCREPANCIES MUST BE REPORTED TO THE ARCHITECT BEFORE PROCEEDING WITH THE WORK.

FOR CONSTRUCTION PURPOSES, USE ONLY THE LATEST APPROVED DRAWINGS LABELED 'ISSUED FOR CONSTRUCTION'.

DO NOT SCALE THE DRAWINGS.

NO.	REVISIONS	DATE

PRELIMINARY

TO	ISSUED	DATE
2	ISSUED FOR CLIENT REVIEW	MAR. 06/24
1	ISSUED FOR CLIENT REVIEW	FEB. 14/24

MTE
Engineers, Scientists, Surveyors
970 LAWRENCE AVE. W. SUITE 600
NORTH YORK, ON, M6A 3B6
416-489-7888 www.mte85.com

PROJECT

PROPOSED ACCESSORY BUILDING BARN

16890 JANE STREET
KING CITY, ON L7B 1A3

DRAWING
GROUND FLOOR PLAN

DRAWN A.C.	PROJECT NO 54766-100
CHECKED --.-.	DRAWING NO A2.1
SCALE 1/4"=1'-0"	
PLOTTED DATE MARCH 2024	2 OF 7

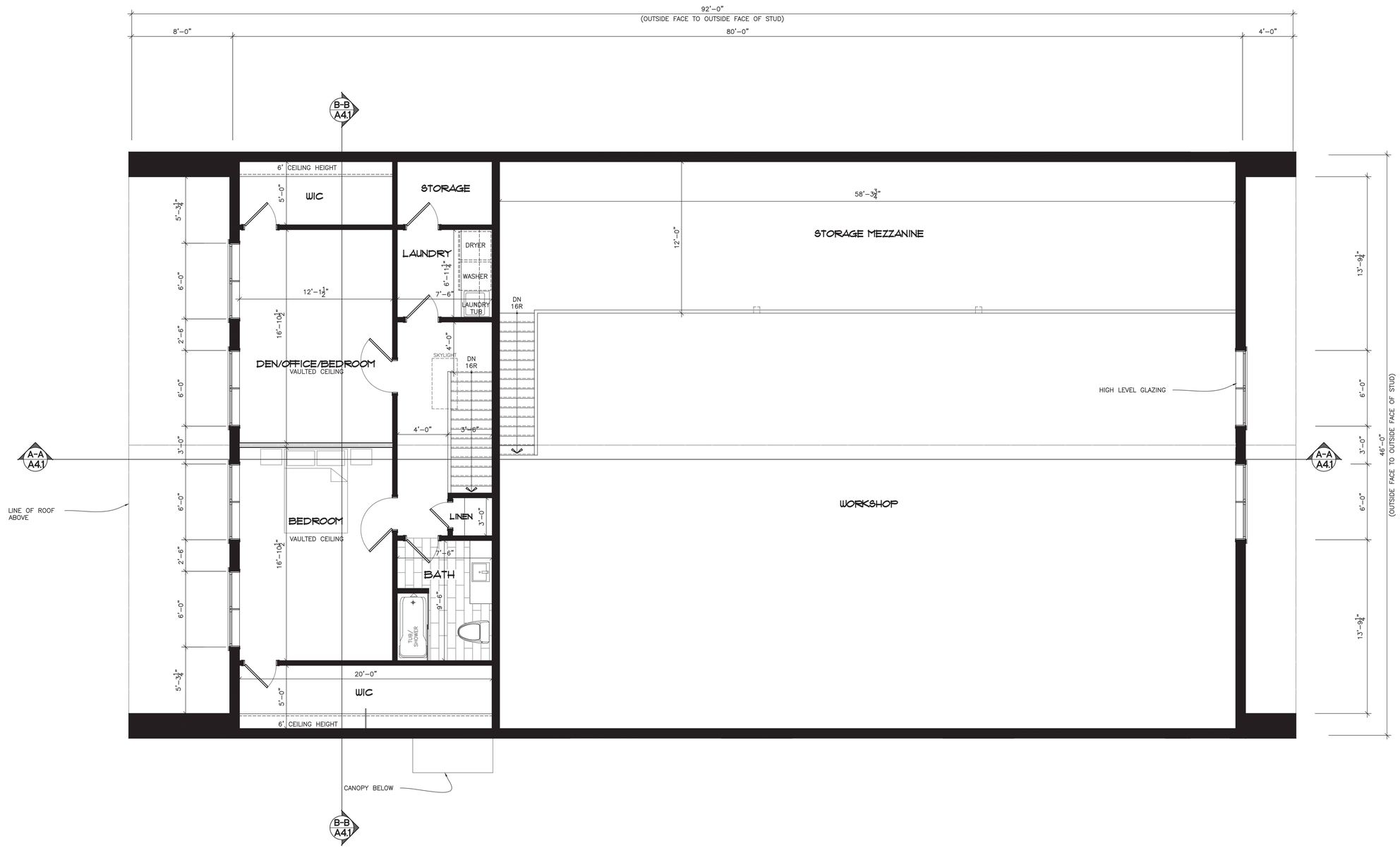

SECOND FLOOR PLAN

SCALE 1/4"=1'-0"

CONTRACTOR MUST CHECK AND VERIFY ALL SITE CONDITIONS BEFORE PROCEEDING WITH THE WORK.

ALL DIMENSIONS SHOWN ON STRUCTURAL DRAWINGS MUST BE CHECKED WITH THE LATEST ISSUE OF ARCHITECTURAL DRAWINGS. ALL DISCREPANCIES MUST BE REPORTED TO THE ARCHITECT BEFORE PROCEEDING WITH THE WORK.

FOR CONSTRUCTION PURPOSES, USE ONLY THE LATEST APPROVED DRAWINGS LABELED 'ISSUED FOR CONSTRUCTION'.

DO NOT SCALE THE DRAWINGS.

NO.	REVISIONS	DATE

PRELIMINARY

2	ISSUED FOR CLIENT REVIEW	MAR. 06/24
1	ISSUED FOR CLIENT REVIEW	FEB. 14/24
TO	ISSUED	DATE

MTE
Engineers, Scientists, Surveyors
970 LAWRENCE AVE. W. SUITE 600
NORTH YORK, ON, M6A 3B6
416-489-7888 www.mte85.com

PROJECT

PROPOSED ACCESSORY BUILDING BARN

16890 JANE STREET
KING CITY, ON L7B 1A3

DRAWING
SECOND FLOOR PLAN

DRAWN A.C.	PROJECT NO 54766-100
CHECKED -.-.	DRAWING NO A2.2
SCALE 1/4"=1'-0"	
PLOTTED DATE MARCH 2024	3 OF 7

ROOF PLAN

SCALE 1/4"=1'-0"

CONTRACTOR MUST CHECK AND VERIFY ALL SITE CONDITIONS BEFORE PROCEEDING WITH THE WORK.

ALL DIMENSIONS SHOWN ON STRUCTURAL DRAWINGS MUST BE CHECKED WITH THE LATEST ISSUE OF ARCHITECTURAL DRAWINGS. ALL DISCREPANCIES MUST BE REPORTED TO THE ARCHITECT BEFORE PROCEEDING WITH THE WORK.

FOR CONSTRUCTION PURPOSES, USE ONLY THE LATEST APPROVED DRAWINGS LABELED 'ISSUED FOR CONSTRUCTION'.

DO NOT SCALE THE DRAWINGS.

NO.	REVISIONS	DATE

PRELIMINARY

TO	ISSUED	DATE
2	ISSUED FOR CLIENT REVIEW	MAR. 06/24
1	ISSUED FOR CLIENT REVIEW	FEB. 14/24

MTE
Engineers, Scientists, Surveyors
970 LAWRENCE AVE. W. SUITE 600
NORTH YORK, ON, M6A 3B6
416-489-7888 www.mte85.com

PROJECT

PROPOSED ACCESSORY BUILDING BARN

16890 JANE STREET
KING CITY, ON L7B 1A3

DRAWING
ROOF PLAN

DRAWN A.C.	PROJECT NO 54766-100
CHECKED --.-.	DRAWING NO A2.3
SCALE 1/4"=1'-0"	
PLOTTED DATE MARCH 2024	4 OF 7

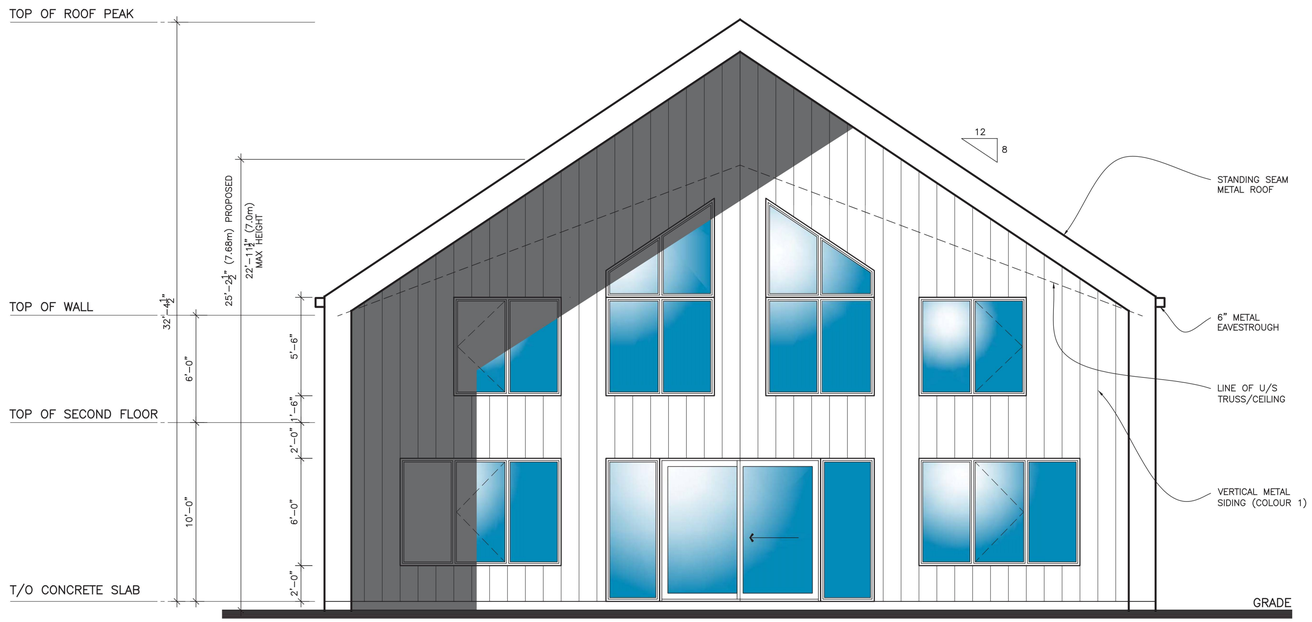

WEST ELEVATION

SCALE 1/4"=1'-0"

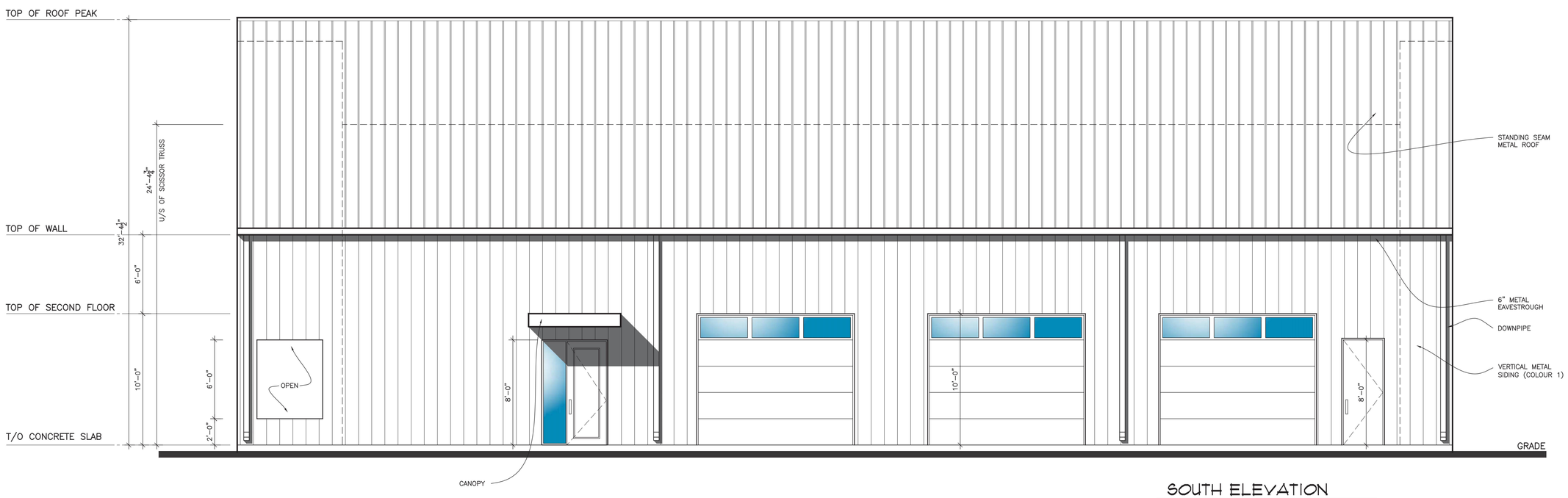

SOUTH ELEVATION

SCALE 1/4"=1'-0"

CONTRACTOR MUST CHECK AND VERIFY ALL SITE CONDITIONS BEFORE PROCEEDING WITH THE WORK.

ALL DIMENSIONS SHOWN ON STRUCTURAL DRAWINGS MUST BE CHECKED WITH THE LATEST ISSUE OF ARCHITECTURAL DRAWINGS. ALL DISCREPANCIES MUST BE REPORTED TO THE ARCHITECT BEFORE PROCEEDING WITH THE WORK.

FOR CONSTRUCTION PURPOSES, USE ONLY THE LATEST APPROVED DRAWINGS LABELED 'ISSUED FOR CONSTRUCTION'.

DO NOT SCALE THE DRAWINGS.

NO.	REVISIONS	DATE

PRELIMINARY

TO	ISSUED	DATE
2	ISSUED FOR CLIENT REVIEW	MAR. 06/24
1	ISSUED FOR CLIENT REVIEW	FEB. 14/24

MTE
Engineers, Scientists, Surveyors
970 LAWRENCE AVE. W. SUITE 600
NORTH YORK, ON, M6A 3B6
416-489-7888 www.mte85.com

PROJECT

PROPOSED ACCESSORY BUILDING BARN

16890 JANE STREET
KING CITY, ON L7B 1A3

DRAWING

EXTERIOR ELEVATIONS

DRAWN A.C.	PROJECT NO 54766-100
CHECKED -.-.	DRAWING NO A3.1
SCALE 1/4"=1'-0"	
PLOTTED DATE MARCH 2024	5 OF 7

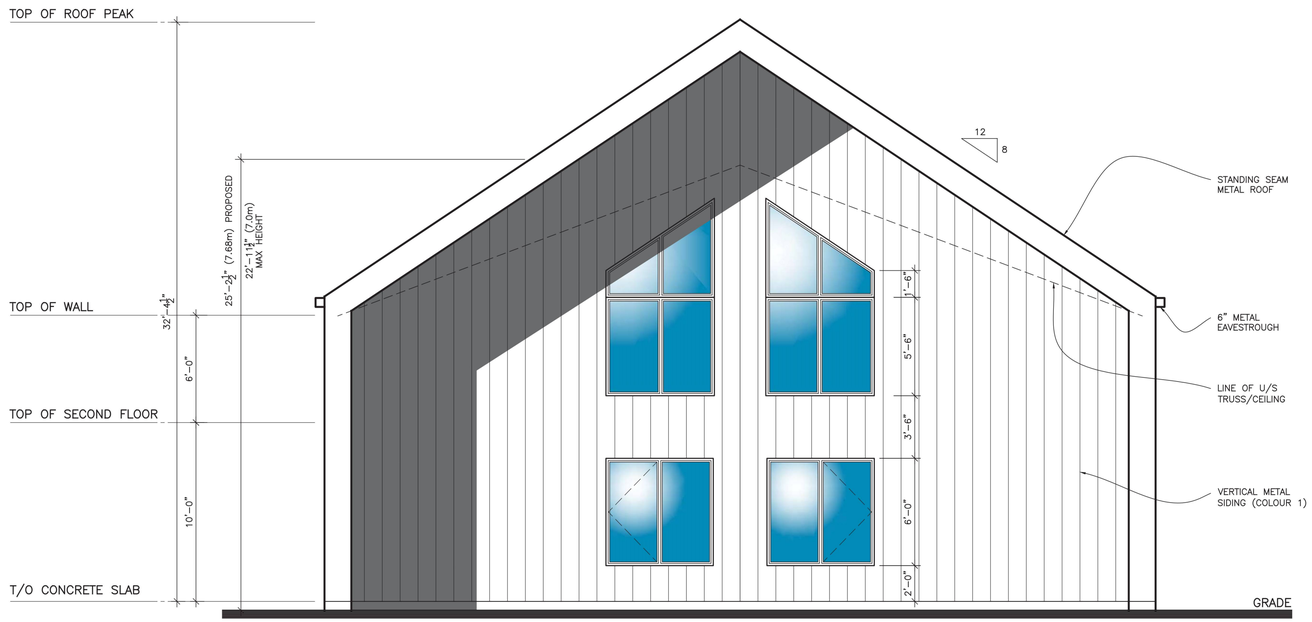

EAST ELEVATION

SCALE 1/4"=1'-0"

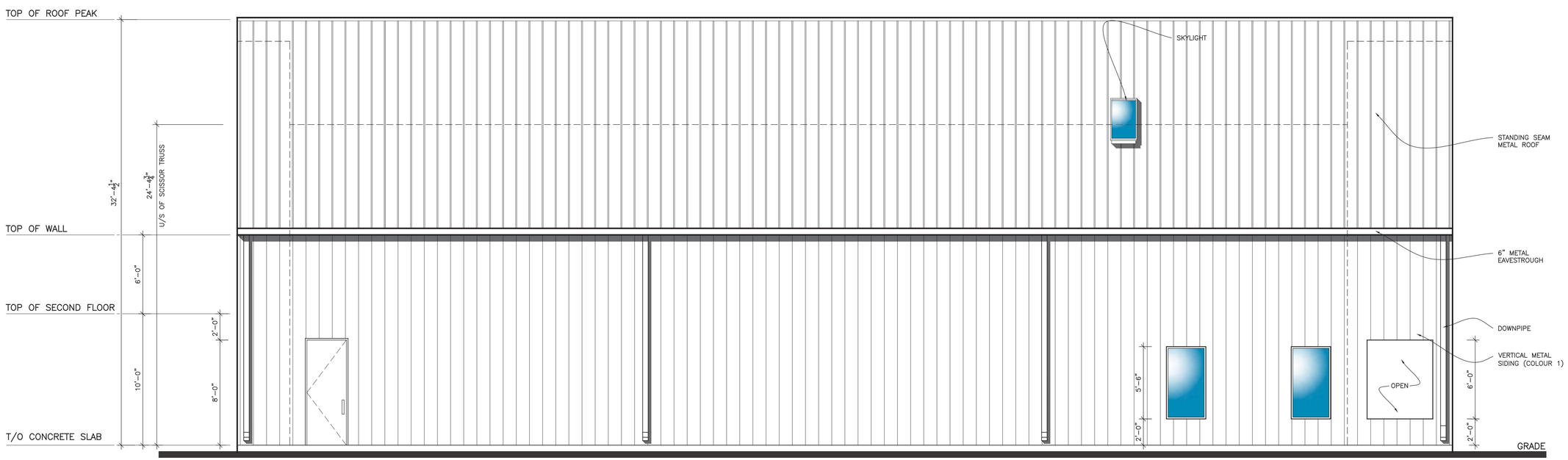

NORTH ELEVATION

SCALE 1/4"=1'-0"

CONTRACTOR MUST CHECK AND VERIFY ALL SITE CONDITIONS BEFORE PROCEEDING WITH THE WORK.

ALL DIMENSIONS SHOWN ON STRUCTURAL DRAWINGS MUST BE CHECKED WITH THE LATEST ISSUE OF ARCHITECTURAL DRAWINGS. ALL DISCREPANCIES MUST BE REPORTED TO THE ARCHITECT BEFORE PROCEEDING WITH THE WORK.

FOR CONSTRUCTION PURPOSES, USE ONLY THE LATEST APPROVED DRAWINGS LABELED 'ISSUED FOR CONSTRUCTION'.

DO NOT SCALE THE DRAWINGS.

NO.	REVISIONS	DATE

PRELIMINARY

TO	ISSUED	DATE
2	ISSUED FOR CLIENT REVIEW	MAR. 06/24
1	ISSUED FOR CLIENT REVIEW	FEB. 14/24

MTE
Engineers, Scientists, Surveyors
970 LAWRENCE AVE. W. SUITE 600
NORTH YORK, ON, M6A 3B6
416-489-7888 www.mte85.com

PROJECT

PROPOSED ACCESSORY BUILDING BARN

16890 JANE STREET
KING CITY, ON L7B 1A3

DRAWING

EXTERIOR ELEVATIONS

DRAWN A.C.	PROJECT NO 54766-100
CHECKED -.-.	DRAWING NO A3.2
SCALE 1/4"=1'-0"	
PLOTTED DATE MARCH 2024	6 OF 7

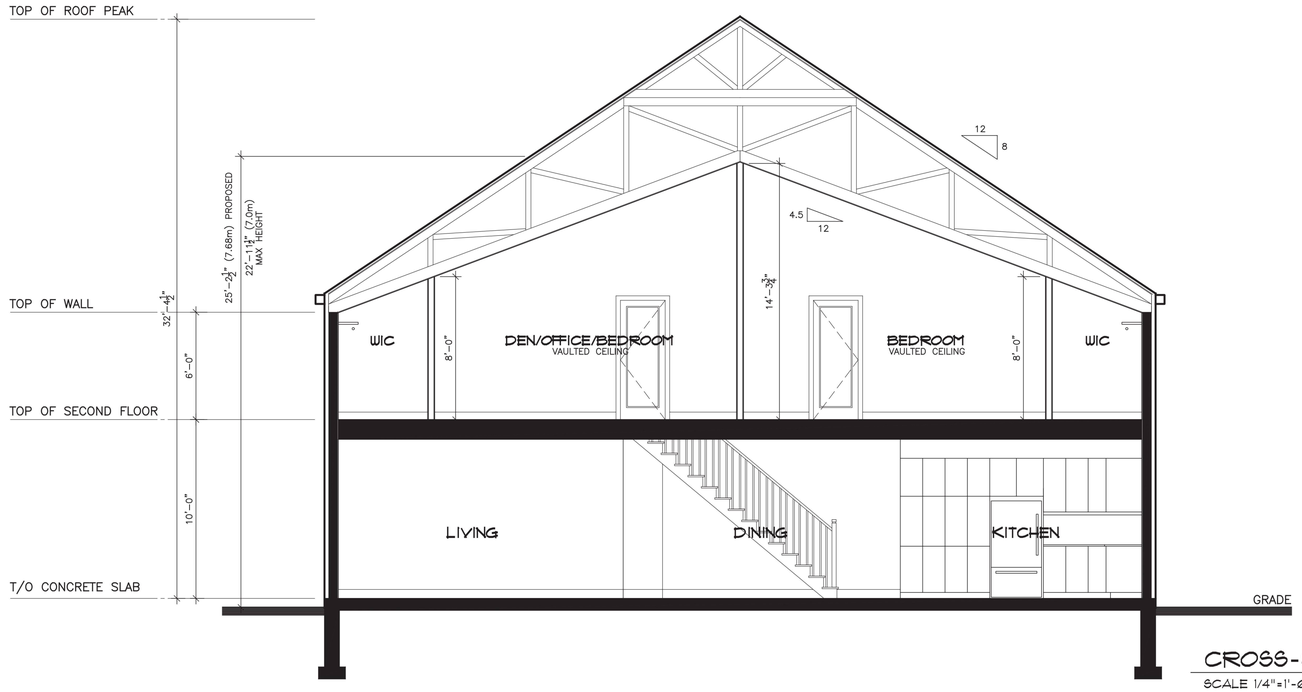

CROSS-SECTION B-B

SCALE 1/4"=1'-0"

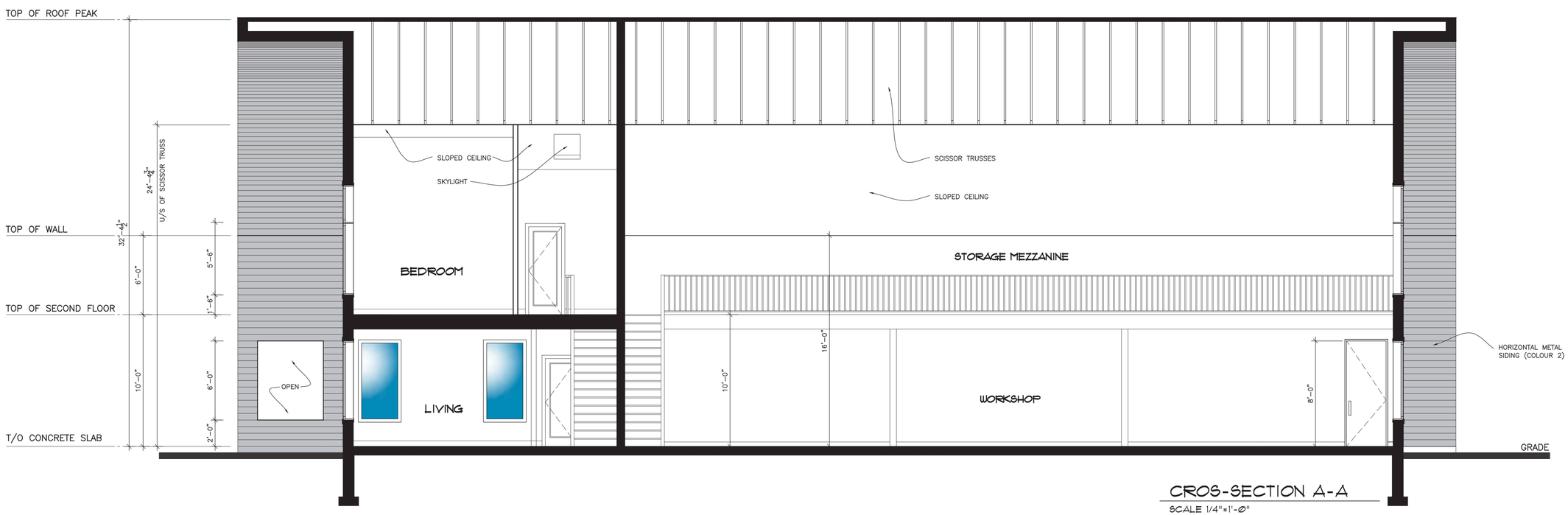

CROS-SECTION A-A

SCALE 1/4"=1'-0"

CONTRACTOR MUST CHECK AND VERIFY ALL SITE CONDITIONS BEFORE PROCEEDING WITH THE WORK.

ALL DIMENSIONS SHOWN ON STRUCTURAL DRAWINGS MUST BE CHECKED WITH THE LATEST ISSUE OF ARCHITECTURAL DRAWINGS. ALL DISCREPANCIES MUST BE REPORTED TO THE ARCHITECT BEFORE PROCEEDING WITH THE WORK.

FOR CONSTRUCTION PURPOSES, USE ONLY THE LATEST APPROVED DRAWINGS LABELED 'ISSUED FOR CONSTRUCTION'.

DO NOT SCALE THE DRAWINGS.

NO.	REVISIONS	DATE

PRELIMINARY

2	ISSUED FOR CLIENT REVIEW	MAR. 06/24
1	ISSUED FOR CLIENT REVIEW	FEB. 14/24
TO	ISSUED	DATE

MTE
Engineers, Scientists, Surveyors
970 LAWRENCE AVE. W. SUITE 600
NORTH YORK, ON, M6A 3B6
416-489-7888 www.mte85.com

PROJECT

PROPOSED ACCESSORY BUILDING BARN

16890 JANE STREET
KING CITY, ON L7B 1A3

DRAWING

CROSS-SECTIONS

DRAWN A.C.	PROJECT NO 54766-100
CHECKED -.-.	DRAWING NO A4.1
SCALE 1/4"=1'-0"	
PLOTTED DATE MARCH 2024	7 OF 7