



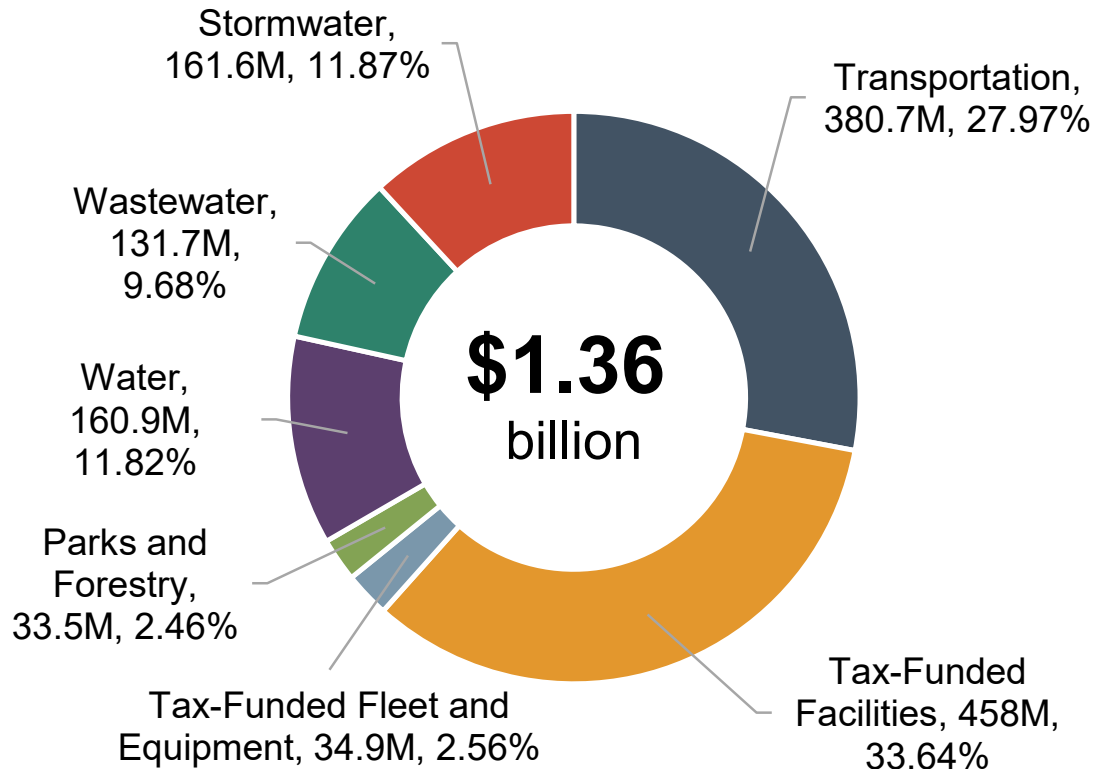
Township of King Asset Management Plan

Council Presentation
June 17, 2025

Asset Valuation (2025\$)



*The typical single-family detached house in the Township indirectly owns close to **\$131K** of municipal infrastructure.*



Asset Class	Description
Transportation	<ul style="list-style-type: none"> • 335.7 kms of paved & unpaved roads • 22 bridges & 56 structural culverts • 89 km of sidewalks, 2 km of paved pathways, ~2,272 streetlights & ~4,670 road signs
Tax-funded Facilities	32 recreation facilities, municipal facilities, and libraries
Tax-funded Fleet & Equipment	A number of passenger vehicles, equipment utilized for Township operations, & fire apparatus
Parks & Forestry	A number of park amenities, sports fields & courts, light fixtures, etc.
Water	<ul style="list-style-type: none"> • 114.7 kms of watermains • Fleet & equipment assets shared with wastewater
Wastewater	<ul style="list-style-type: none"> • 107.2 kms of wastewater mains • 7 pumping stations • 14 grinder pumps • Fleet & equipment assets shared with water
Stormwater	<ul style="list-style-type: none"> • 94.6 kms of stormwater mains • 22 stormwater ponds • 13 oil & grit separators

Approach to Condition Assessments



Asset Category	Condition Assessment Approach
Transportation	<p><u>Roads</u>: Pavement Condition Index (PCI) ratings assessed through 2024 Road Needs Study</p> <p><u>Bridges</u>: Bridge Condition Index (BCI) ratings assessed through 2023 OSIM inspections</p> <p><u>Road Signs</u>: Annual retro-reflectivity testing</p> <p><u>Sidewalks</u>: Condition scores assigned through annual physical condition assessments</p> <p><u>Streetlights</u>: Age relative to useful service life (i.e., useful life consumed percentage (ULC%))</p>
Tax-funded Facilities	Facility Condition Index (FCI) ratings assessed through 2024 Building Condition Assessments
Tax-funded Fleet & Equipment	Age relative to useful service live (i.e., ULC%)
Parks & Forestry	Age relative to useful service live (i.e., ULC%)
Water	Age relative to useful service live (i.e., ULC%)
Wastewater	Age relative to useful service live (i.e., ULC%)
Stormwater	<p>Age relative to useful service live (i.e., ULC%) for stormwater mains</p> <p><i>*The Township is currently undertaking a study to assess the condition of its stormwater ponds</i></p>

Summary of Proposed Levels of Service



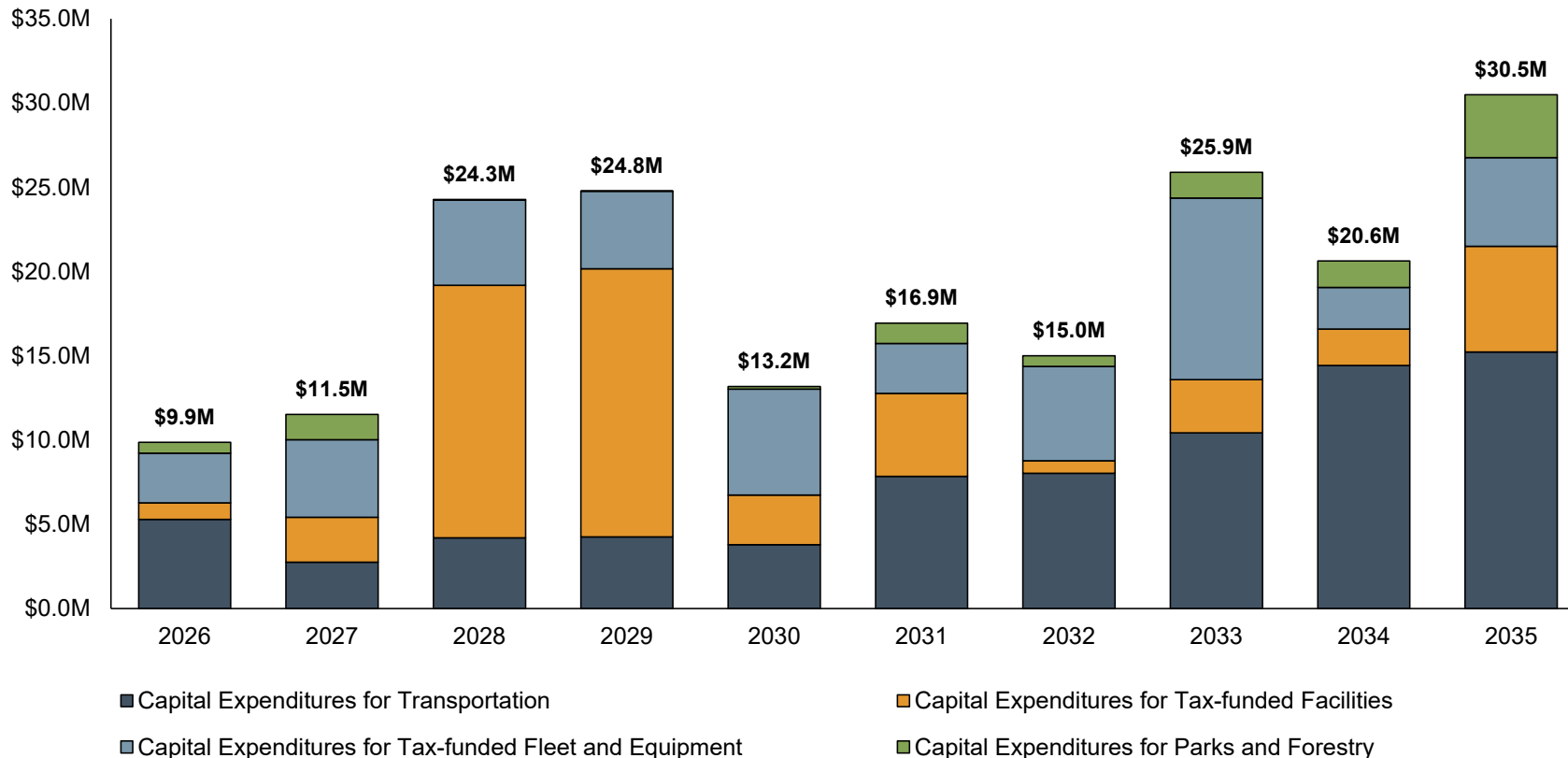
Highlights of the proposed levels of service that have been built into the plan are summarized below:

- **Transportation**
 - Reduce the level of service for paved roads, targeting an overall average Pavement Condition Index rating above 75
 - Maintain the Township's strategy of upgrading all gravel roads to paved surface at the time of reconstruction
 - Maintain average Bridge Condition Index rating of bridges & structural culverts above 70
- **Facilities**
 - Add approx. 30,000 sq.ft. of Public Works facility space by constructing a new joint operations center
 - Reduce financial burden through alternative service arrangements and/or asset divestment (e.g., long-term leasing or closing buildings)
- **Other Assets**
 - Ensure reliable provision of municipal services by maintaining assets in 'Fair' or better condition

Tax-funded Assets – Capital Expenditure & Financing Forecast (Inflated)

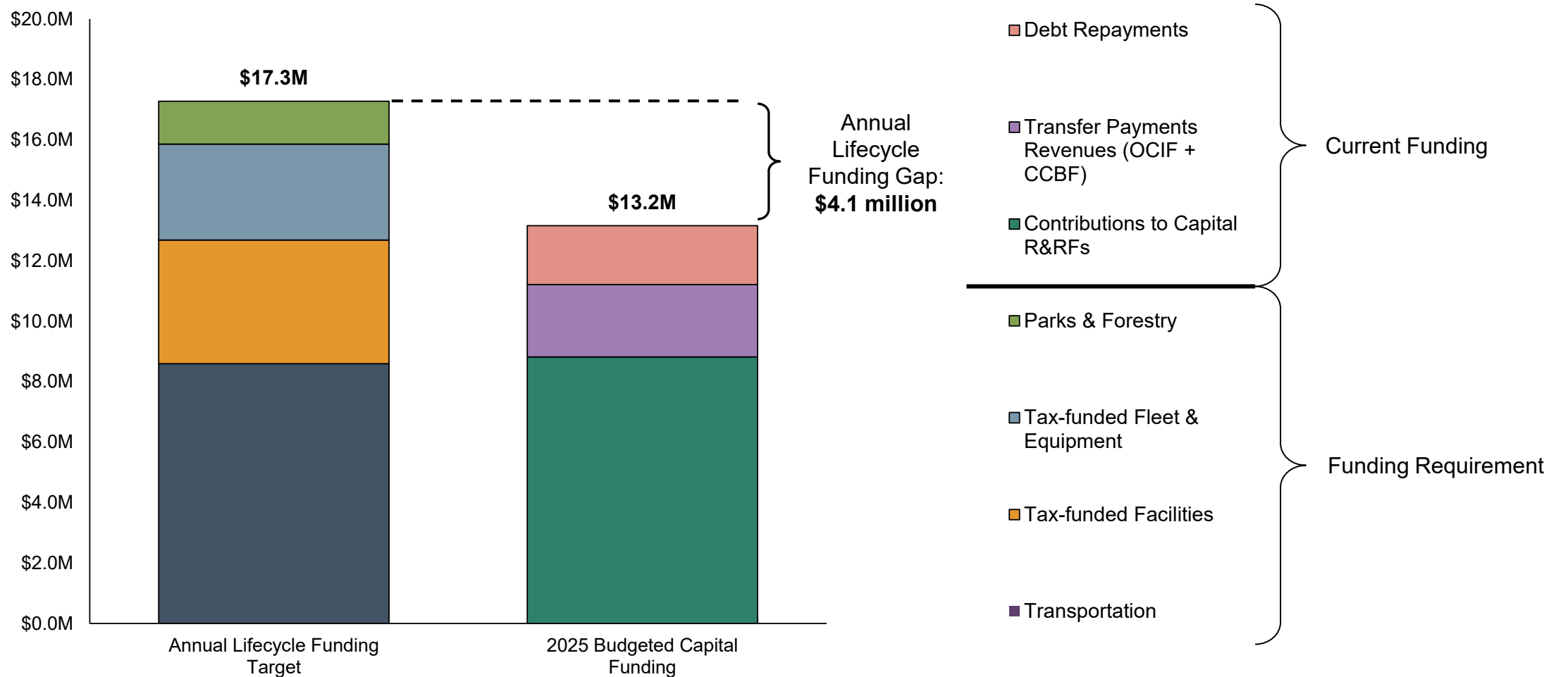


Capital expenditures are expected to total approximately **\$192.5 million** (on an inflated basis) from 2026-2035



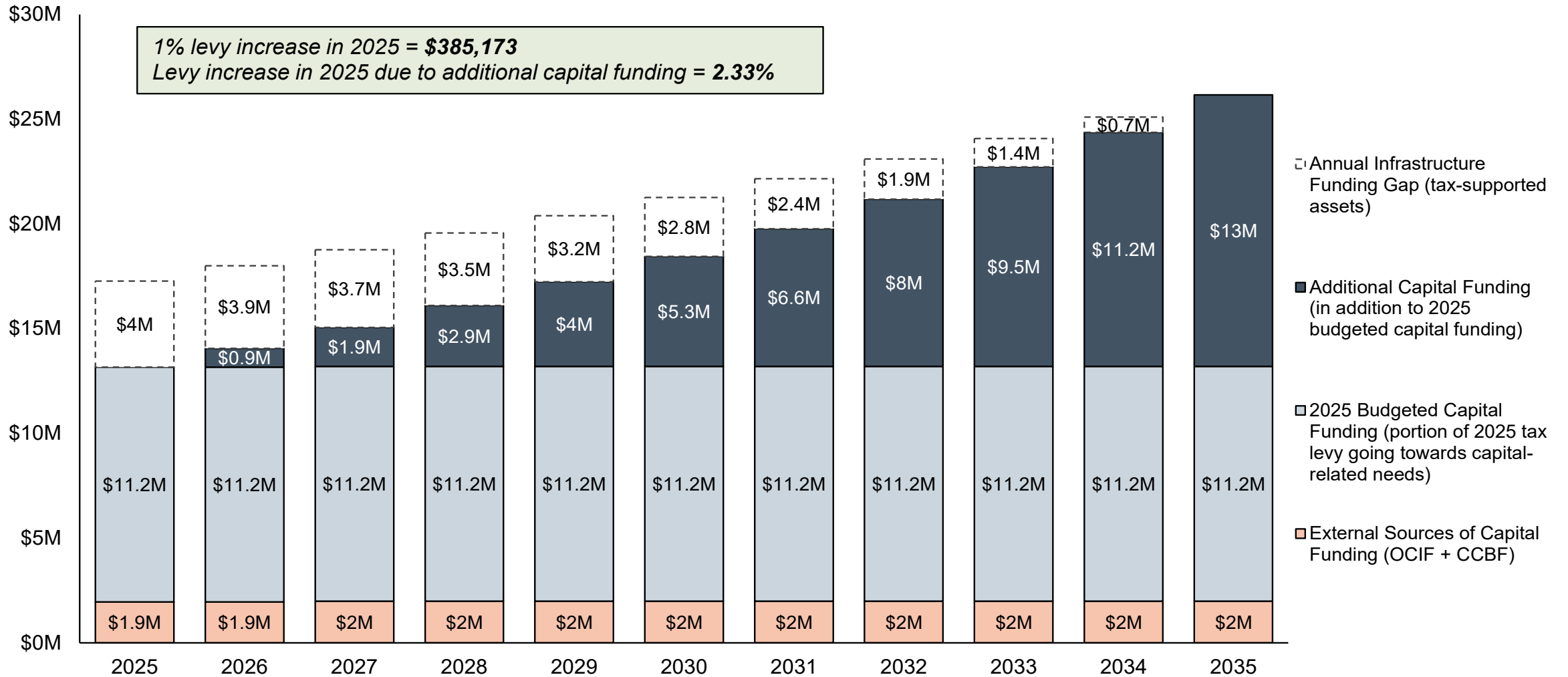
Financing Source	2026-2035 Total
Contribution from Capital R&RFs	\$168,060,000
Transfer Payments (OCIF + CCBF)	\$19,814,000
Debt Proceeds	\$4,666,000
Total	\$192,540,000

Tax-funded Assets – Annual Lifecycle Funding Target & Infrastructure Funding Gap (2025\$)



Tax-funded Assets – Capital Funding Forecast (Inflated)

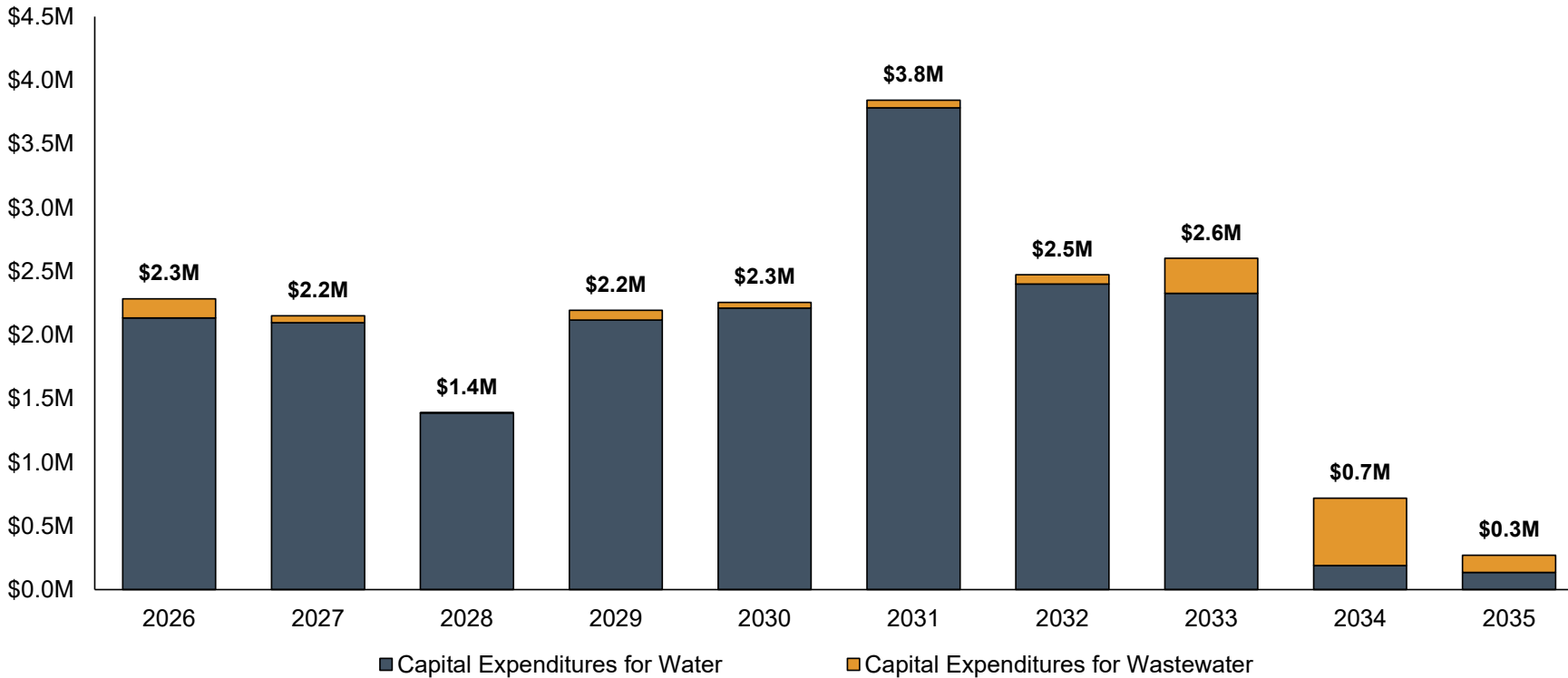
10-year Phase-in Period



Water & Wastewater – Capital Expenditure & Financing Forecast (Inflated)

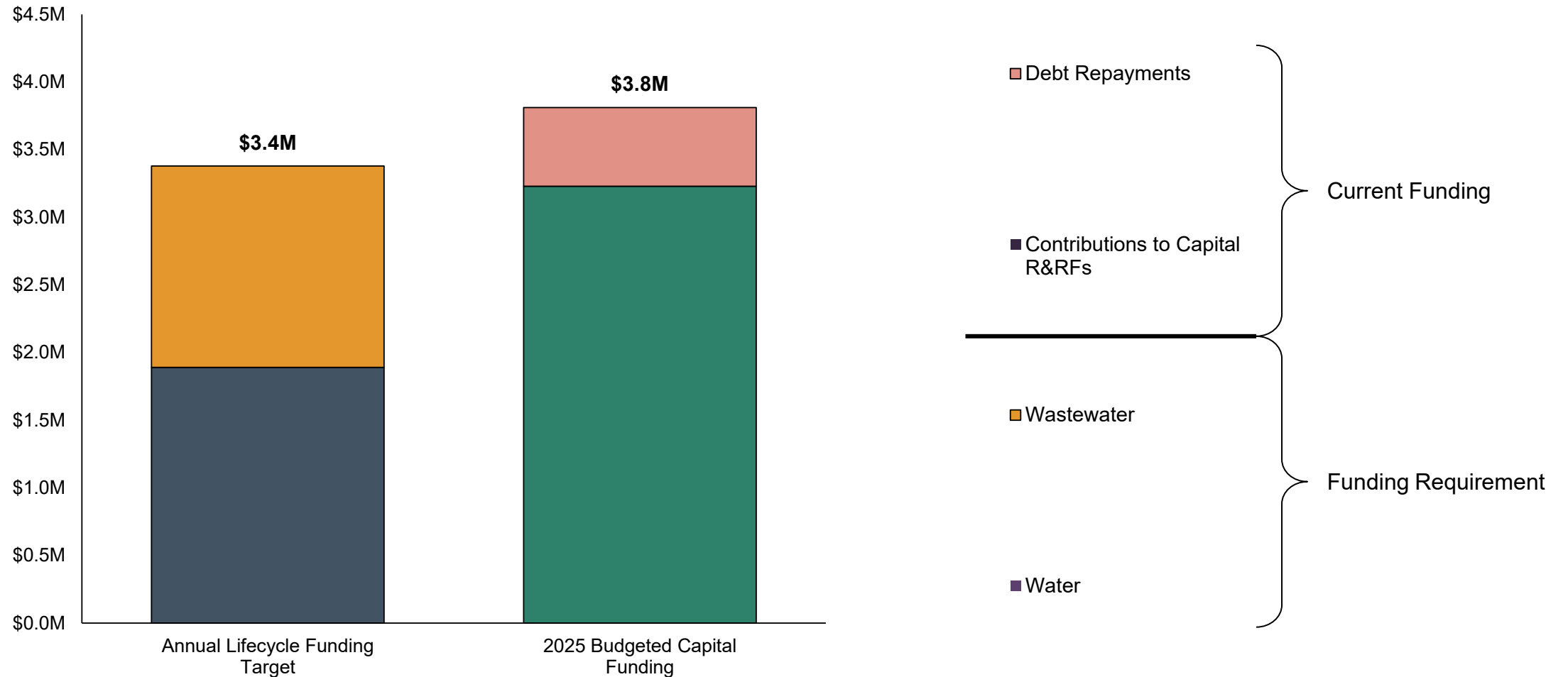


Capital expenditures are expected to total approximately **\$20.2 million** (on an inflated basis) from 2026-2035

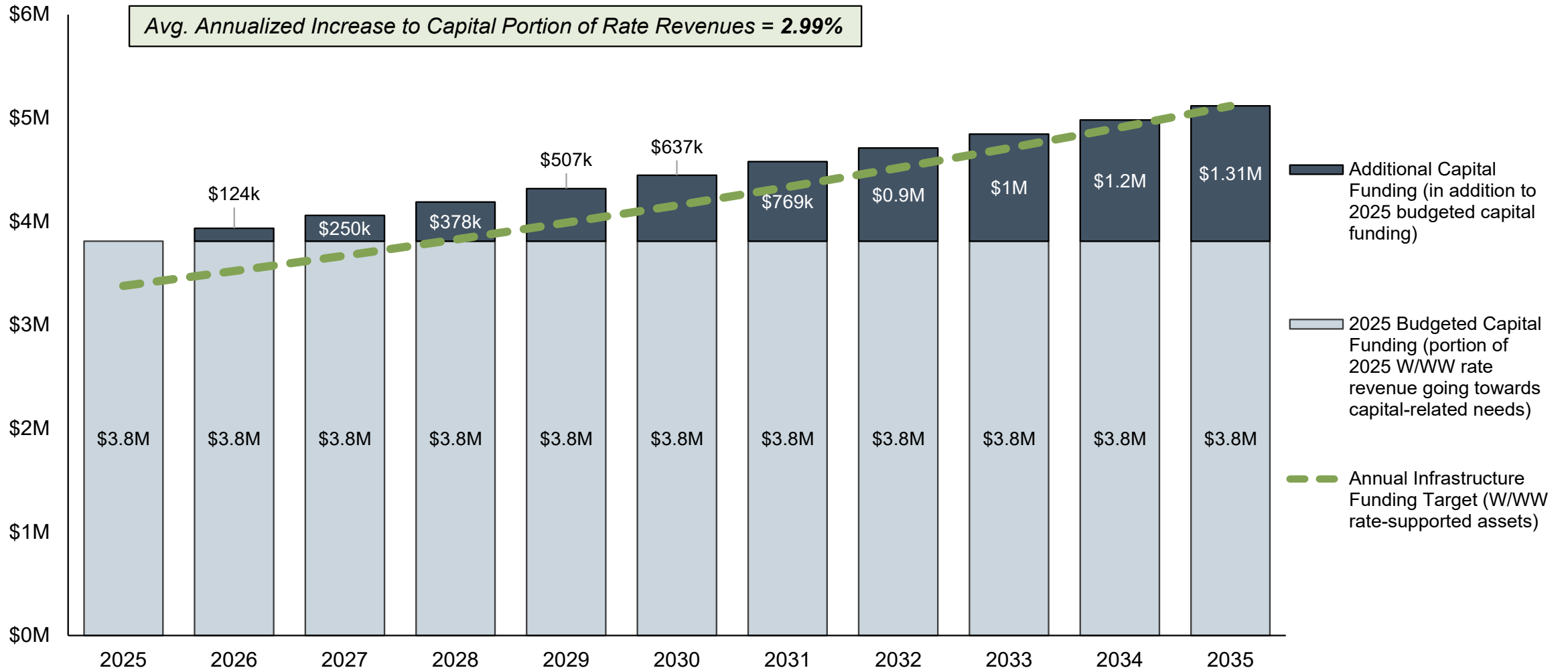


Financing Source	2026-2035 Total
Contribution from Capital R&RFs	\$20,184,000
Total	\$20,184,000

Water & Wastewater – Annual Lifecycle Funding Target & Infrastructure Funding Gap (2025\$)

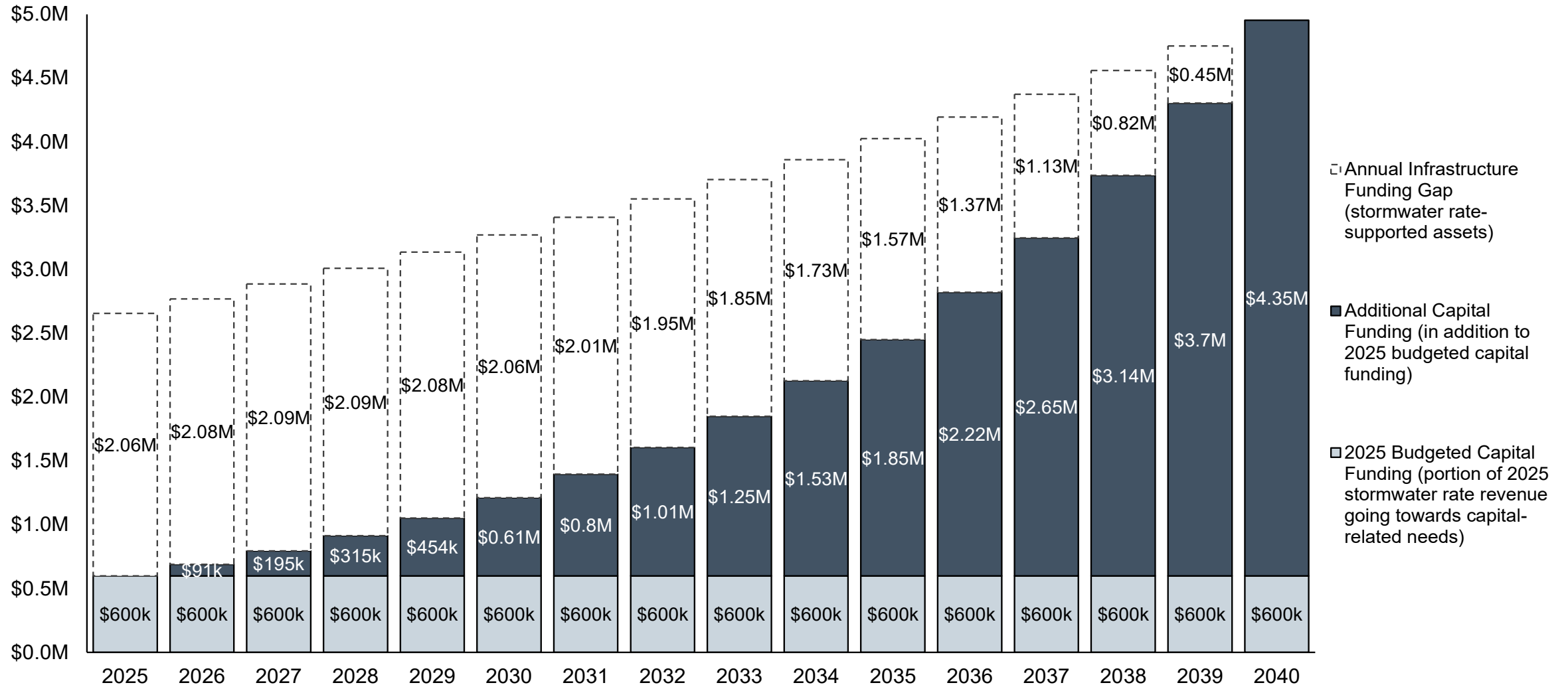


Water & Wastewater– Capital Funding Forecast (Inflated)



Stormwater – Capital Funding Forecast (Inflated)

15-year Phase-in Period



Recommendations



The following recommendations are provided for the Township's consideration:

1. That the Township of King Asset Management Plan be received and approved by Council; and
2. That consideration be made as part of the annual budgeting process to ensure sufficient capital funding is available to implement the asset management plan.
3. That the stormwater portion of the AMP will be brought back to Council within the next two years with updated information and a new funding strategy to address long-term needs